



Dear Parent

Summer break is not just a pause from school—it is a time for children to explore, imagine, create, and grow. Holidays provide a wonderful opportunity to nurture curiosity, strengthen family bonds, and develop important life skills in a joyful way.

With this thought, our school has thoughtfully designed a set of meaningful and fun-filled holiday activities for your child. These tasks aim to make learning enjoyable, experiential, and connected to real life.

❖ Objectives of Holiday Activities:

- To enhance creativity and imagination
- To reinforce classroom learning in a playful manner
- To develop life skills and responsibility
- To encourage reading habits and communication skills
- To promote physical activity and healthy routines

❖ Guidelines for Parents:

- ◆ Encourage your child to complete work independently with gentle guidance.
- ◆ Help them create a simple daily routine balancing study and play.
- ◆ Appreciate their efforts and celebrate small achievements.
- ◆ Engage in family activities like storytelling, cooking, gardening, or reading together.
- ◆ Ensure neatness, originality, and timely submission of work after the vacation.

We believe these activities will keep your child happily engaged while nurturing confidence and independence.

Let us work together to make this summer meaningful, productive, and full of happy memories.

Wishing you and your family a safe, joyful, and enriching summer vacation!

Warm Regards,

Team YMS





❖ **PURPOSE & APPROACH:**

1. All assigned activities are thoughtfully planned to reinforce classroom learning in an enjoyable way.
2. The focus is on independent thinking, creativity, and practical application of knowledge.
3. Equal importance is given to academics, hobbies, physical activity, and family time.

❖ **PARENTAL SUPPORT:**

1. Kindly encourage your child to complete the tasks regularly and independently.
2. Motivate them with appreciation and positive reinforcement.
3. Provide guidance when needed, but allow originality in their work.
4. Ensure a simple daily routine balancing study, play, and rest.

❖ **REVISION & PRACTICE:**

1. Subject-wise worksheets are included for concept revision.
2. Reading practice should be done daily to improve phonics sound, vocabulary and fluency.
3. Encourage mental math activities and handwriting practice regularly.
4. Encourage neatness and independent work.

❖ **REWARD & HABIT TRACKER:**

1. A Holiday Reward Chart is attached to track daily progress.
2. This will help build discipline, responsibility, and consistency.
3. Celebrate small achievements to keep your child motivated.

❖ **SUBMISSION GUIDELINES:**

1. Compile all subject worksheets in a scrap file/folder.
2. Ensure the work is neat, labeled, and completed before school reopens.

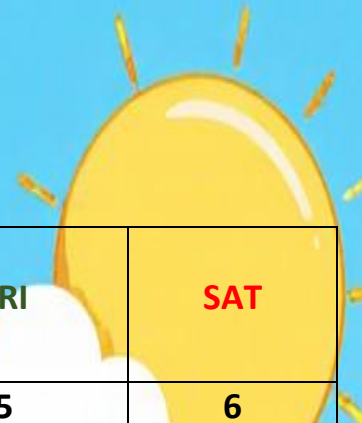
Let us work together to make this summer productive, joyful, and memorable for our children.

May Activity Calendar

SUN	MON	TUE	WED	THU	FRI	SAT
					1	2
3	4	5	6	7	8	9
10	11 Fold & Help Help parents fold small clothes. (Life skill Activity)	12 Button Fun Practice buttoning and unbuttoning a shirt. (Life skill Activity)	13 Sand Scribbles Practice writing patterns in sand or flour tray.	14 Stick Frame Do tearing & pasting of colourful papers to create a photo frame with ice cream sticks.	15 Tree Pose Do Tree Pose Yoga & get your picture clicked.	16 Tidy Time Help your parents arrange books or toys.
17 Rhyme Time Learn rhyme Baa, Baa Black Sheep from Rhymes and Stories book on pg.3	18 Pore & Play Practice pouring water from one cup to another.	19 Pulse Art Make a grain collage using pulses.	20 Boat Float Make a paper boat and float it in water.	21 Dough Shapes Make playdough letters or shapes.	22 Nature Hunt Go on a Nature Treasure Hunt & collect (leaf, stone, flower).	23 Clap Beats Practice clapping patterns (slow-fast).
24 Socky Puppet Make a socks puppet and name it.	25 Butterfly Pose Do Butterfly Yoga Pose(click picture) .	26 Monkey Mask Create a monkey face mask by using paper plate.	27 Colour Sort Sort the objects by colour (red, blue, yellow etc.)	28 Fannyc Fan Make a paper fan and decorate it.	29 Lace Master Practice tying shoelaces with the help of an adult .	30 Handprint Tree Create a tree using handprint.
31 Veggie Collage Make a fruit and vegetable collage.						

Note: Parents are requested to click pictures of your child doing the given activities.

June Activity Calendar




SUN	MON	TUE	WED	THU	FRI	SAT
	1 MILK DAY Prepare milkshake with the help of elders.	2 Fork Flowers Make a flower garden with fork printing.	3 Yellow Hunt Go on a colour hunt walk and find 3 yellow objects.	4 Cat Pose Click Do Cat Stretch Yoga Pose & click pictures.	5 WORLD ENVIRONMENT DAY Water plants	6 Bead & Pasta Pop Thread beads or pasta to make a necklace.
7 Sponge Squeeze Practice squeezing Sponge in water.	8 BEST FRIENDS DAY Create a card for your friend.	9 Temple Time Go on Temple visit with your parent.	10 Pea Power Peel boiled peas /corns.	11 Star Jumps Do Star Jump exercise.	12 Mirror Activity Children identify, express and imitate different emotions using facial expressions.	13 Cutlery Sort Sort spoons and forks in the kitchen.
14 Tiger Mask Create a Tiger face mask.	15 Snake Pose Do snake yoga pose & click pictures.	16 Rhyme Time Learn rhyme Jack and jill from Rhymes and Stories book on pg.1	17 Bunny Hop Hop like a bunny race. (click pictures)	18 Fruit Wash Help parents wash fruits before eating.	19 Shoe Skill Practice wearing & removing shoes.	20 FATHER'S DAY Make a Best Dad batch
21 INTERNATINAL YOGA DAY Try 5 different yoga poses & click pictures.	22 Pot Count Help your parents water plants and count the pots.	23 Banana peel Practice peeling a banana with help.	24 Cloud Collage Make a cotton cloud collage.	25 Shadow Magic Shadow play fun activity.	26 Pebble Art Paint pebbles with bright patterns.	27 Pecock Crown Create a headgear of peacock.
28 Spectrum Craft Create a rainbow using coloured paper strips.	29 Freeze Dance Do a "freeze dance" exercise with music.	30 Hare Mask Create a face mask of rabbit.				

Note: Parents are requested to click pictures of your child doing the given activities.



Activity Reward Chart

MAY 2026



SUNDAY	MONDAY	TUESDAY	WEDNESDAY	THURSDAY	FRIDAY	SATURDAY
					1	2
3	4	5	6	7	8	9
10	11	12	13	14	15	16
17	18	19	20	21	22	23
24	25	26	27	28	29	30
31						

Activity Reward Chart

June 2026


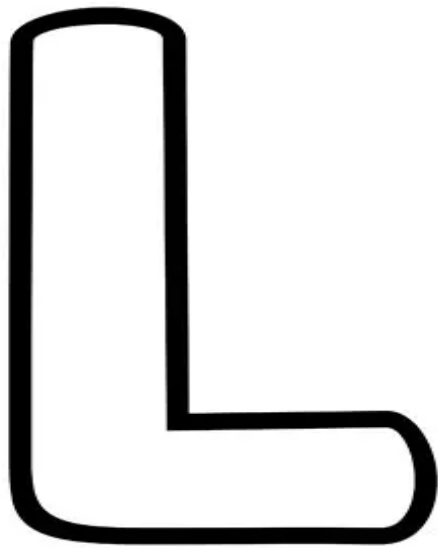


MON	TUE	WED	THU	FRI	SAT	SUN
1	2	3	4	5	6	7
8	9	10	11	12	13	14
15	16	17	18	19	20	21
22	23	24	25	26	27	28
29	30					

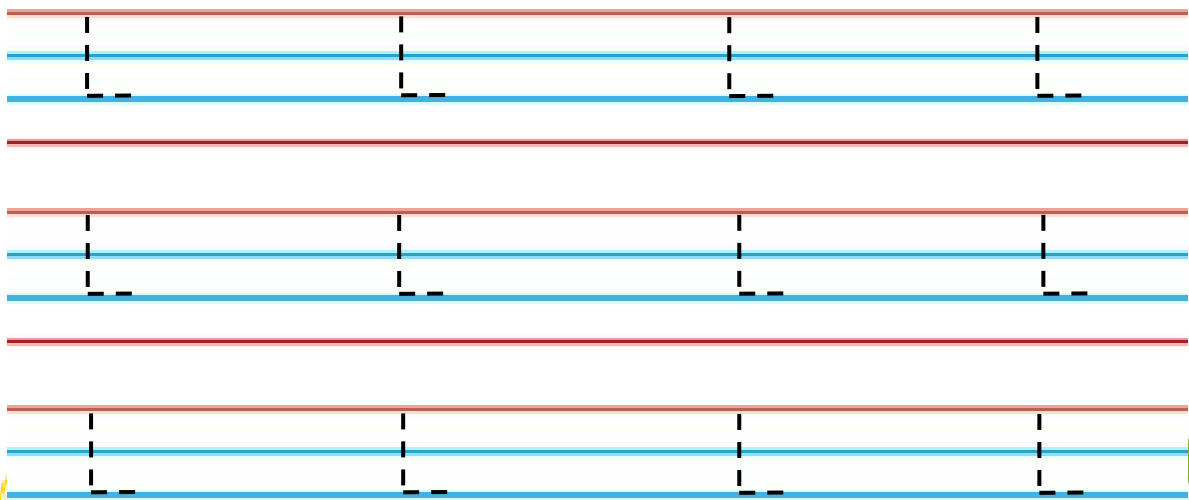
SUBJECT – LITERACY (ENGLISH)

Letter L

- Colour the letter L and its related picture.



- Trace the letters given below.




Fact: - Students will be able to recognize, trace, and identify the letter L and relate it to objects like lion.

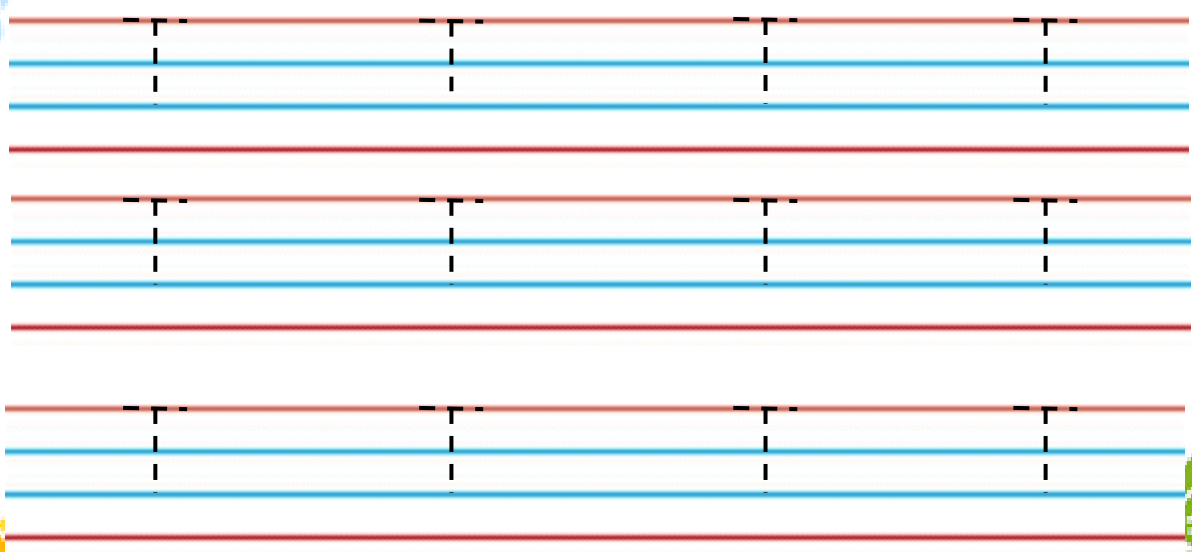


Letter T


- Circle the pictures that start with letter T.



- Trace the letters given below.



Fact: - Students will be able to recognize, trace, identify and know sound of letter T and related Objects .





Letter I



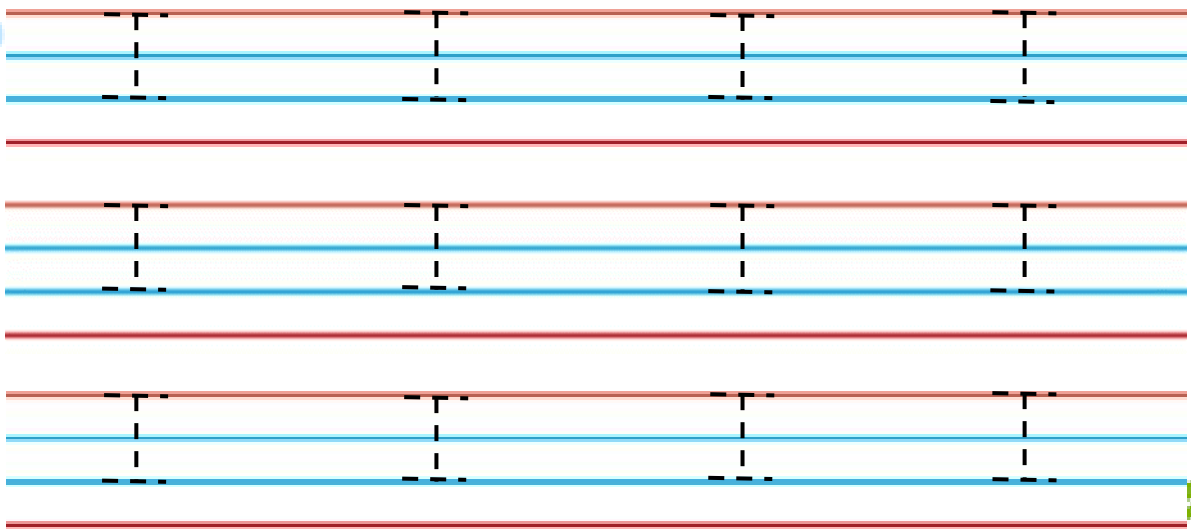
- Find and circle letter I with yellow colour .



E R Y I L P J
H K F Y O T I
S I V I N C Z



- Trace the letters given below.



Fact: - Students will be able to trace, identify and recognize the sound of letter I.







SUBJECT – NUMERACY

NUMBER 1

- Trace the number and colour the pencil.



—	—	—
—	—	—
—	—	—




Fact: - Children will develop the skill to trace number correctly, improving fine motor skills and hand-eye coordination.



NUMBER 4

- Trace the number and colour the bags.







Fact: - Children will understand the concept of quantity by associating number 4 with four objects (bags).




NUMBER 7



- Trace the number and colour the flowers.





Fact: - Students will be able to identify number '7' and correctly associate it with the quantity of 7 items.

SUBJECT – EXPLORATION & RESEARCH

BOY/GIRL

- Are you a Boy or Girl? Colour the one you are.




Fact: - Students will be able to identify themselves as a boy or girl and develop self-awareness.



MY BODY



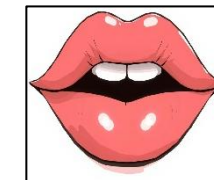
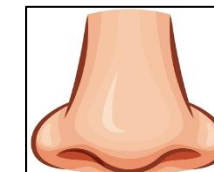
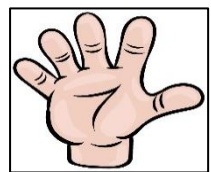
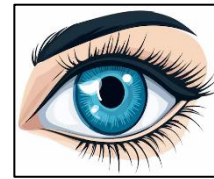

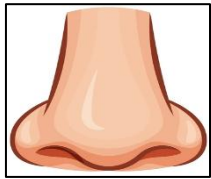
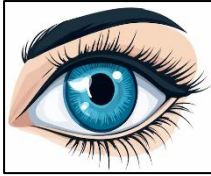
- Draw the missing part of the face and complete the picture.



Fact: - Students will be able to recognize facial parts and complete a face by drawing missing features.



- Match the same body part.



Fact: - Students will be able to identify and match similar body parts correctly.

SUBJECT – LITERACY (HINDI)

- नीचे दिए गए अक्षरों में से स्वर 'अ' पर गोला लगाएं ।

अ






क	फ	अ	र	ट
ब	न	अ	स	ज
अ	र	च	म	अ
ऐ	अ	ल	व	ढ
आ	त	ख	ग	अ

तथ्य: - बच्चे अलग-अलग स्वरों के बीच 'अ' को ढूँढकर, अक्षरों के बीच अंतर करना सीखते हैं।



- स्वर 'आ' से शुरु होने वाले चित्रों में रंग भरें।




तथ्य: - बच्चों के ध्यान और अवलोकन क्षमता में सुधार होगा।



- नीचे दिए गए स्वरों का सही चित्रों से मिलान करें।

आ




आ



तथ्य: - चित्रों के माध्यम से बच्चा उन शब्दों को पहचानता है जो इन स्वरों से शुरू होते हैं। जिससे उनकी शब्दावली का विकास होगा।

SUBJECT – ART & CRAFT

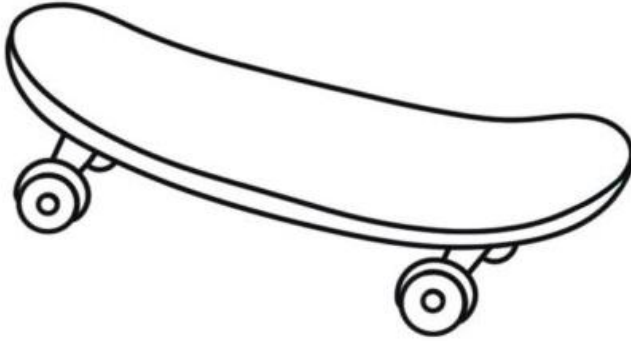
- Do paper tearing and pasting using yellow colour sheet and paste in the duck.





Fact: - Children will develop fine motor skills through paper tearing and pasting activity.



- Colour the given pictures with yellow colour.



YELLOW



Fact: - Children will develop colouring skills by filling within the boundaries of the pictures.



- Do finger printing in the given picture.



Fact: - Children will explore sensory learning by using colours and touch (paint).

HELLO SUMMER!

Enjoy The Holidays!

