



Yuvashakti enfants jardin
— इकोरिदोहा आर इकाइरगोरो

Holiday Homework

Session: 2026-27

GRADE - KG

Name :- _____

Section - _____





Summer

Dear Parents,

Summer break is not just a pause from school—it is a time for children to explore, imagine, create, and grow. Holidays provide a wonderful opportunity to nurture curiosity, strengthen family bonds, and develop important life skills in a joyful way.

With this thought, our school has thoughtfully designed a set of meaningful and fun-filled holiday activities for your child. These tasks aim to make learning enjoyable, experiential, and connected to real life.

❖ **Objectives of Holiday Activities:**

- To enhance creativity and imagination
- To reinforce classroom learning in a playful manner
- To develop life skills and responsibility
- To encourage reading habits and communication skills
- To promote physical activity and healthy routines

❖ **Guidelines for Parents:**

- ◆ Encourage your child to complete work independently with gentle guidance.
- ◆ Help them create a simple daily routine balancing study and play.
- ◆ Appreciate their efforts and celebrate small achievements.
- ◆ Engage in family activities like storytelling, cooking, gardening, or reading together.
- ◆ Ensure neatness, originality, and timely submission of work after the vacation.

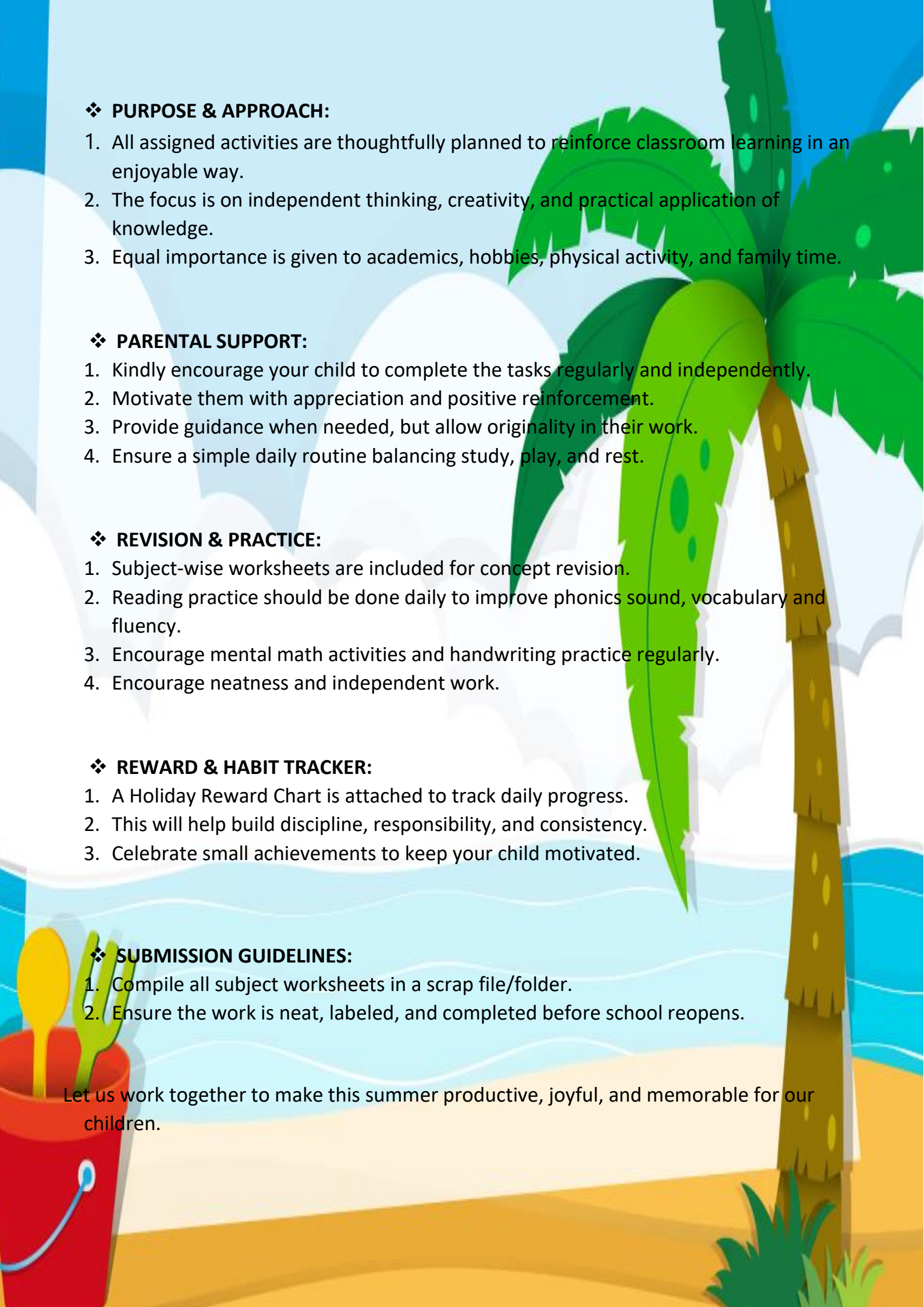
We believe these activities will keep your child happily engaged while nurturing confidence and independence.

Let us work together to make this summer meaningful, productive, and full of happy memories.

Wishing you and your family a safe, joyful, and enriching summer vacation!

Warm Regards,

Team YMS



❖ **PURPOSE & APPROACH:**

1. All assigned activities are thoughtfully planned to reinforce classroom learning in an enjoyable way.
2. The focus is on independent thinking, creativity, and practical application of knowledge.
3. Equal importance is given to academics, hobbies, physical activity, and family time.

❖ **PARENTAL SUPPORT:**

1. Kindly encourage your child to complete the tasks regularly and independently.
2. Motivate them with appreciation and positive reinforcement.
3. Provide guidance when needed, but allow originality in their work.
4. Ensure a simple daily routine balancing study, play, and rest.

❖ **REVISION & PRACTICE:**

1. Subject-wise worksheets are included for concept revision.
2. Reading practice should be done daily to improve phonics sound, vocabulary and fluency.
3. Encourage mental math activities and handwriting practice regularly.
4. Encourage neatness and independent work.

❖ **REWARD & HABIT TRACKER:**

1. A Holiday Reward Chart is attached to track daily progress.
2. This will help build discipline, responsibility, and consistency.
3. Celebrate small achievements to keep your child motivated.

❖ **SUBMISSION GUIDELINES:**

1. Compile all subject worksheets in a scrap file/folder.
2. Ensure the work is neat, labeled, and completed before school reopens.

Let us work together to make this summer productive, joyful, and memorable for our children.

May Activity Calendar

SUN	MON	TUE	WED	THU	FRI	SAT
					1	2
3	4	5	6	7	8	9
10	11 Helping Hands Day- Help in folding clothes and arranging shelves.	12 Indoor Tent Fun – Make a small tent using bedsheets and read a story inside.	13 Shadow Scientist - Keep a toy under sunlight and trace its shadow. Observe how the shadow changes.	14 Kitchen Artist- Make art using flour, rice, pulses (grain collage).	15 Colour Detective- Pick one colour and find 10 objects of that colour.	16 Mystery Box Game- Put 5 objects in a box. Child touches and guesses without seeing.
17 Memory Photo Frame – Decorate a family photo frame with craft material.	18 Living Museum- Pretend to be a statue & family guesses who you are.	19 Pattern Creator- Create patterns using beads/buttons.	20 World Bee Day- Children make a bee using yellow and black thumb prints on paper.	21 Little Chef Day – Make lemonade and serve your family.	22 Treasure Map Maker- Draw a simple treasure map of your house.	23 Water Experiment- Test which objects float or sink.
24 Build a Bridge- Use books or blocks to make a bridge for toy cars.	25 Animal Walk Race- Walk like a duck, hop like a frog, crawl like a cat.	26 Freeze & Act- When music stops, act like a tree, robot, statue etc.	27 Rainbow Hunt – Find 7 colours around the house and list objects.	28 National Burger Day- Make a healthy burger (use vegetables) and learn vegetables name.	29 Balloon Science- Blow balloon and feel air pressure. Try balancing it on head.	30 Gratitude Tree- Draw a tree and draw things you are thankful for.
31 Mini Explorer- Go on “House Safari.” Find 5 things that are soft, 5 that are hard.						

Note: Parents are requested to click pictures of your child doing the given activities.



June Activity Calendar

SUN	MON	TUE	WED	THU	FRI	SAT
	1 Plant & Name It – Plant a seed and give it a cute name.	2 Games Around Us- Identify 5 indoor & 5 outdoor games and discuss their rules.	3 Shape Photography- Find shapes (circle, square) around the house and click photos.	4 Puzzle Maker- Draw a picture, cut into pieces, and solve it again.	5 World Environment Day- (Nature walk) Stick tiny leaves or flowers on tape to make a natural bracelet.	6 Story Stones- Draw small pictures on stones and create a story.
7 Family Game Night – Play ludo/carrom and practice turn-taking.	8 Best Friend Day- Make a simple friendship band using ribbon or paper strips.	9 Paper Plate Aquarium- Make fish and decorate an aquarium craft.	10 Colour Mixing Lab- Mix two colours and observe the new colour formed. (Secondary Colour)	11 Kitchen Math Count- Count chapatis/fruits and compare more or less.	12 Shape Chef- Make roti or bread shapes using cookie cutters.	13 Memory Tray Game- Keep 8 objects on tray, observe, cover and recall.
14 Number Hop- Write numbers on paper and jump on the called number.	15 Obstacle Maze- Create a zig-zag walking path using cushions.	16 Sorting & Thinking Skills- Sort buttons by colour and size.	17 Nature Art- Leaf printing art using different shapes of leaves.	18 Phonics Fun- Play rhyming word game of ‘a’ family words (cat–bat, fan–pan etc..).	19 My Identity- Decorate your name creatively using colours and stickers.	20 Father’s Day Make a “Super Dad” cap out of paper and decorate it for your father.
21 International Yoga Day Do any five Yoga poses with your family.	22 Picture Reading- Observe pictures in a storybook and describe what you see.	23 Insect Craft- Make a butterfly using colourful handprints.	24 Reverse Drawing- Parents describe a picture; child draws by listening carefully.	25 Fun Fitness- Balloon tapping game to improve hand-eye coordination.	26 Sock Puppet Story- Make a simple puppet using an old sock and draw eyes & mouth.	27 Royal Craft- Make a paper crown and give it to your loved ones.
28 Mini Weather Station- Observe the sky and draw today’s weather. Is it sunny, cloudy or windy?	29 Straw Blowing Art- Drop some diluted paint on paper and blow it using a straw to create designs.	30 Self-Dressing Challenge- Practice buttoning, zipping, folding small clothes.				

Note: Parents are requested to click pictures of your child doing the given activities.

Activity Reward Chart

MAY 2026



SUNDAY	MONDAY	TUESDAY	WEDNESDAY	THURSDAY	FRIDAY	SATURDAY
					1	2
3	4	5	6	7	8	9
10	11	12	13	14	15	16
17	18	19	20	21	22	23
24	25	26	27	28	29	30
31						

Activity Reward Chart

June 2026



MON	TUE	WED	THU	FRI	SAT	SUN
1	2	3	4	5	6	7
8	9	10	11	12	13	14
15	16	17	18	19	20	21
22	23	24	25	26	27	28
29	30					



SUBJECT – LITERACY (ENGLISH)



Q1. Circle the vowels in the given words.



b e l l



a p p l e



c u p



z e b r a




b a t



o r a n g e



Q2. Colour the consonants.



Fact: Students are able to learn to recognize vowels and consonants in words in a fun way.

SUBJECT – LITERACY (ENGLISH)

Q1. Fill in the blanks with suitable article (a/an).

a. _____ cat




b. _____ igloo



c. _____ octopus



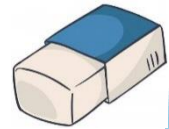
d. _____ kite



e. _____ tree

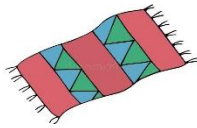


f. _____ eraser



Q2. Write rhyming words of the given word.

mat



Blank handwriting lines for writing rhyming words for 'mat'.

Blank handwriting lines for writing rhyming words for 'mat'.

tag



Blank handwriting lines for writing rhyming words for 'tag'.

Blank handwriting lines for writing rhyming words for 'tag'.

pan



Blank handwriting lines for writing rhyming words for 'pan'.

Blank handwriting lines for writing rhyming words for 'pan'.

nap



Blank handwriting lines for writing rhyming words for 'nap'.

Blank handwriting lines for writing rhyming words for 'nap'.

Fact: Students will learn to use articles (a/an) correctly and identify rhyming words in a fun and simple way. This activity helps improve their vocabulary and phonics skills.



SUBJECT – LITERACY (ENGLISH)

Q1. Make 'a' family words with the help of given letters below and write them.

f		n
b		g
j		m
c		t
m		p
g		p
d		d



Four sets of handwriting lines (top blue, middle red, bottom blue) for writing words.

Three sets of handwriting lines (top blue, middle red, bottom blue) for writing words.

Fact: Students will learn to form simple 'a' family words using the given letters. This activity helps develop their phonics, reading, and word-building skills.



SUBJECT – LITERACY (HINDI)

दिए गए प्रत्येक स्वर को उसके सही चित्र से मिलाओ ।

	आ	
	ओ	
	ऐ	
	औ	
	अः	
	इ	
	अ	
	उ	
	ऊ	
	ए	
	ई	
	अं	

तथ्य : बच्चे 'अ' से 'अः' तक के अक्षरों को पहचानकर सही चित्र से मिलाएँगे। इससे उनकी अक्षर पहचान और उच्चारण क्षमता मजबूत होगी ।



SUBJECT – LITERACY (HINDI)



प्र.1 खाली स्थान भरों । (अ - अः)

आ

ऋ

ओ

अः

प्र.2 चित्र देखकर सही व्यंजन लिखो।



Blank handwriting lines for the word 'आ' (Aa)



Blank handwriting lines for the word 'ऋ' (Ri)



Blank handwriting lines for the word 'ओ' (Oo)



Blank handwriting lines for the word 'अः' (Aa)


तथ्य : बच्चे स्वर (अ-अः) पहचानकर लिख सकेंगे और चित्र देखकर सही व्यंजन लिख पाएंगे। इससे उनकी भाषा और अवलोकन क्षमता का विकास होगा।

25
SUN
TEAM


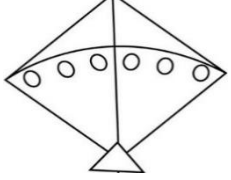










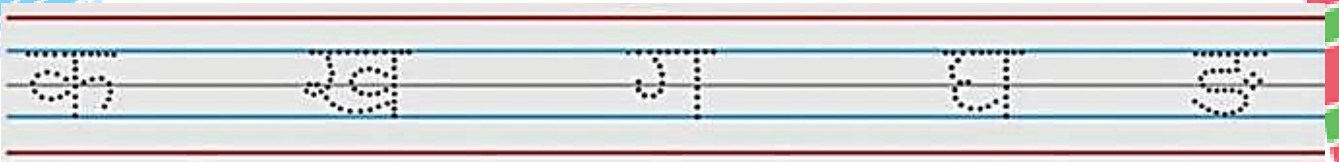
SUBJECT – LITERACY (HINDI)



❖ व्यंजन पहचान कर उसके सही चित्र में रंग भरो।

क		
ख		
घ		
ग		

❖ व्यंजन (क - ड) लिखो ।



तथ्य : बच्चे व्यंजन को पहचानकर उसके सही चित्र को रंगना सीखेंगे। इससे उनकी अक्षर पहचान, लेखन कौशल और सोचने की क्षमता विकसित होगी।



SUBJECT – NUMERACY



Q1. Write the missing numbers (1 - 40).

1 2 [] 5 []

[] 8 [] [] 11 [] []

14 [] [] 17 [] [] 20

[] 22 [] [] [] 26 []

[] [] [] 31 [] [] []

35 [] 37 [] [] 40

25
IN
TEAM


Fact: Students will identify and write the missing numbers from 1 to 40. This activity helps improve their number recognition and counting skills.



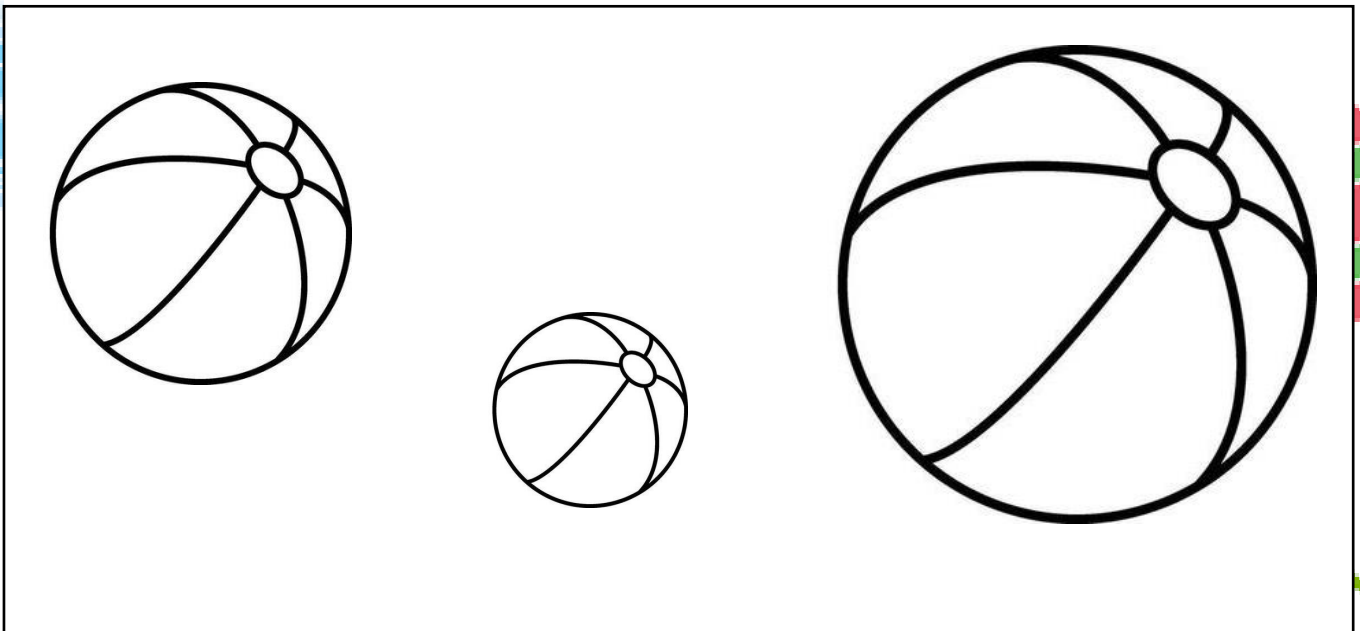
SUBJECT – NUMERACY



Q1. Circle the smallest tree.



Q2. Colour the biggest ball.



Fact: Students will learn to identify and differentiate between big, bigger, biggest and small, smaller, smallest objects. This activity helps develop their observation and comparison skills.



SUBJECT – NUMERACY

Q1. Write the number that comes after.



a.  12 

b.  35 



c.  26 

d.  10 

Q2. Write the number that comes before.

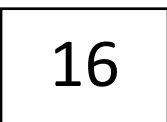
a.  _____ 



b.  _____ 

c.  _____ 



d.  _____ 

Q3. Write the number that comes between.

a.  16 _____ 

b.  38 _____ 

c.  8 _____ 

d.  25 _____ 

Fact: Students will learn to identify numbers that come before, after, and between. This activity helps improve their number sequence and thinking skills.



ALL ABOUT ME



1. My name is _____.

3 I am _____ years old.


2. I am a _____.

(Tick your correct gender)


Paste your photo here.



4 I study in _____.



5 My favourite colour is _____



Colour the crayon with your favourite colour.

6 I love to eat _____.

(Draw your favourite fruit & colour it.)



7 My hobby is _____.

(Paste the picture of your hobby.)



Fact: Students will learn to express themselves by sharing personal information like their name, age, favourite colour and food. This activity also helps in developing self-awareness and creativity.

❖ Tick the correct answer.

I smell with my...



nose



ear

I hear with my...



tongue



ear

I see with my...



eye



hand

I taste with my...



nose



tongue

I touch with my...



hand



eye

Fact: Students will learn about the sense organs and their functions. This activity helps them understand how we see, hear, smell, taste, and touch.

My Body

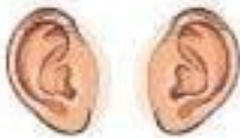
Complete the sentences.

I have _____ eyes.



I have _____ legs.

I have _____ nose.



I have _____ ears.

I have _____ arms.



I have _____ tongue.

I have _____ head.



I have _____ toes.

I have _____ mouth.



I have _____ fingers.

Fact: Students will learn to identify different body parts and understand their correct number by completing the sentences. This activity also improves observation and basic vocabulary skills.

Colour the things that we use in summer season.

Summer Season




Glasses



Swim suit



Juice



Sun



Hat



Ice cream




Slippers

Fact: Students will learn to identify things we use during the summer season. This activity also helps in improving vocabulary and understanding of seasonal items.



SUBJECT – ART & CRAFT



❖ Colour the beach scene and paste some sand on the sandcastle.



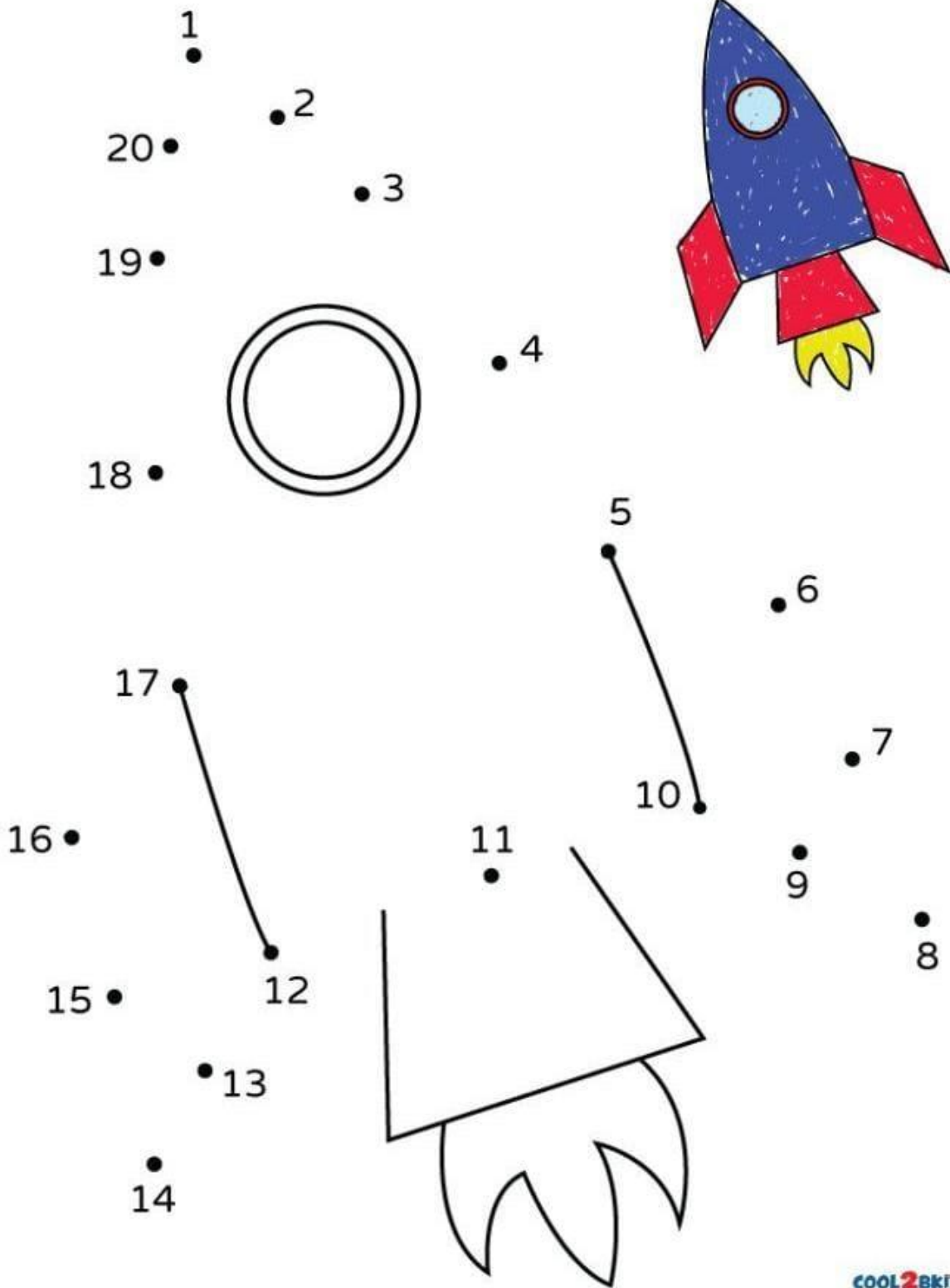
Fact: Students will develop creativity and fine motor skills by colouring the picture and pasting sand. They will also learn about a beach scene and sandcastle activity.



SUBJECT – ART & CRAFT



❖ Join the dots to make rocket and colour it beautifully.

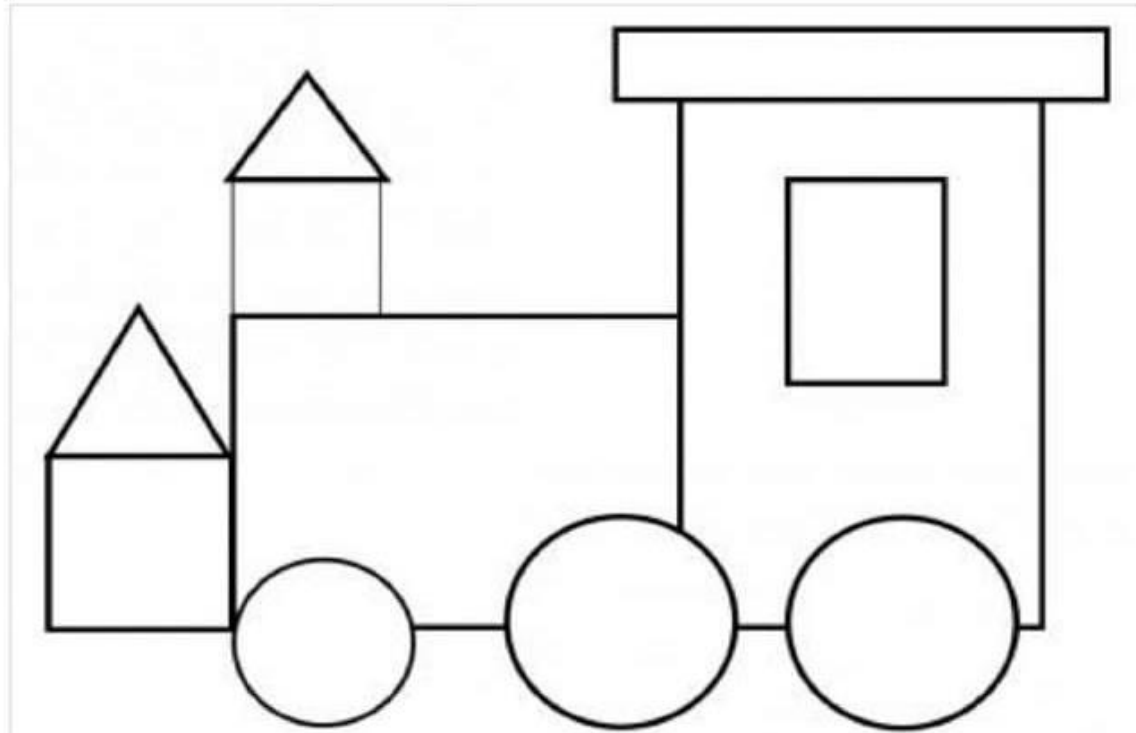


Fact: Students will develop number recognition and sequencing skills by joining the dots from 1 to 20 to complete the picture of a rocket.



SUBJECT – ART & CRAFT

❖ Identify, cut, and paste the coloured origami shapes to complete the train above.



Fact: Students will learn to identify different shapes and develop fine motor skills by cutting and pasting them to complete the train picture.



HELLO SUMMER!

∴ Enjoy The Holidays ∴

