



**Yuvashakti Model School**  
— शक्तिशाली आरु सशक्तवर्ती —

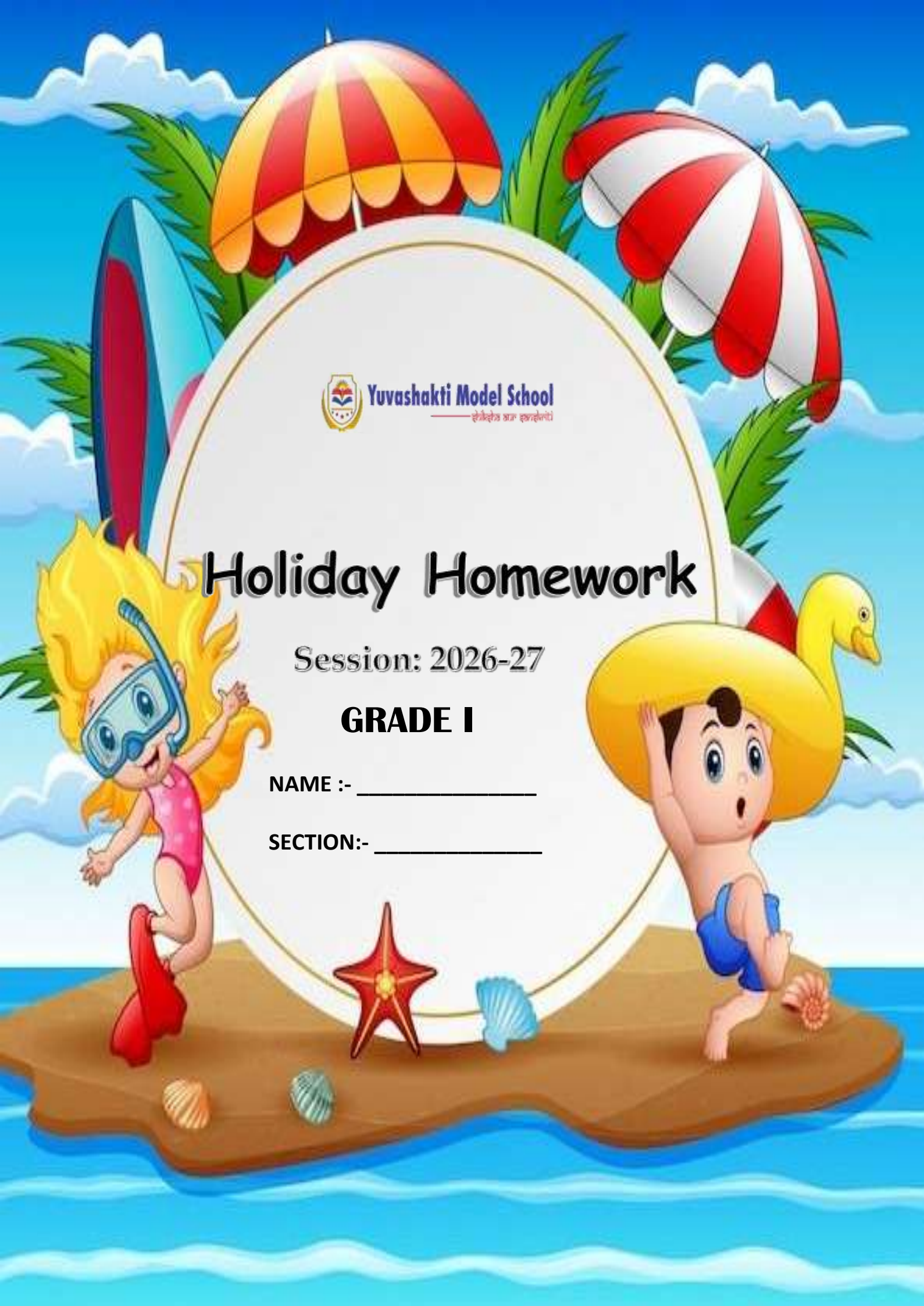
# Holiday Homework

Session: 2026-27

**GRADE I**

NAME :- \_\_\_\_\_

SECTION:- \_\_\_\_\_





# Summer

**Dear Parent,**

Summer break is not just a pause from school—it is a time for children to explore, imagine, create, and grow. Holidays provide a wonderful opportunity to nurture curiosity, strengthen family bonds, and develop important life skills in a joyful way.

With this thought, our school has thoughtfully designed a set of meaningful and fun-filled holiday activities for your child. These tasks aim to make learning enjoyable, experiential, and connected to real life.

❖ **Objectives of Holiday Activities:**

- To enhance creativity and imagination
- To reinforce classroom learning in a playful manner
- To develop life skills and responsibility
- To encourage reading habits and communication skills
- To promote physical activity and healthy routines

❖ **Guidelines for Parents:**

- ◆ Encourage your child to complete work independently with gentle guidance.
- ◆ Help them to create a simple daily routine balancing study and play.
- ◆ Appreciate their efforts and celebrate small achievements.
- ◆ Engage in family activities like storytelling, cooking, gardening, or reading together.
- ◆ Ensure neatness, originality, and timely submission of work after the vacation.

We believe these activities will keep your child happily engaged while nurturing confidence and independence.

Let us work together to make this summer meaningful, productive, and full of happy memories.

**Wishing you and your family a safe, joyful, and enriching summer vacation!**

Warm Regards,

Team YMS

#### ❖ **PURPOSE & APPROACH:**

1. All assigned activities are thoughtfully planned to reinforce classroom learning in an enjoyable way.
2. The focus is on independent thinking, creativity, and practical application of knowledge.
3. Equal importance is given to academics, hobbies, physical activity, and family time.

#### ❖ **PARENTAL SUPPORT:**

1. Kindly encourage your child to complete the tasks regularly and independently.
2. Motivate them with appreciation and positive reinforcement.
3. Provide guidance when needed, but allow originality in their work.
4. Ensure a simple daily routine balancing study, play, and rest.

#### ❖ **REVISION & PRACTICE:**

1. Subject-wise worksheets are included for concept revision.
2. Reading practice should be done daily to improve phonetic sounds, vocabulary and fluency.
3. Encourage mental math activities and handwriting practice regularly.
4. Encourage neatness and independent work.

#### ❖ **REWARD & HABIT TRACKER:**

1. A Holiday Reward Chart is attached to track daily progress.
2. This will help build discipline, responsibility, and consistency.
3. Celebrate small achievements to keep your child motivated.

#### ❖ **SUBMISSION GUIDELINES:**

1. Compile all subject worksheets in a scrap file/folder.
2. Ensure the work is neat, labelled, and completed before school reopens.

Let us work together to make this summer productive, joyful, and memorable for our Children.

# May Activity Calendar

SUN	MON	TUE	WED	THU	FRI	SAT
					1	2
3	4	5	6	7	8	9
10	<b>11</b> <b>My Summer Scrapbook:</b> Create a summer scrapbook cover page using colours, stickers, and drawings.	<b>12</b> <b>Create Stethoscope:</b> Using two paper cups and a length of plastic tubing (or a cardboard roll).	<b>13</b> <b>Summer Dance:</b> Learn some dance steps on any summer-themed song.	<b>14</b> <b>Self Portrait:</b> Draw and label 5 things you are good at. The Wondrous World (ER): Pg. No. 7, 9, 10	<b>15</b> <b>International Day of Families:</b> Family Tree – Create a family tree. Know for Sure (GK): Pg. No. 53	<b>16</b> <b>Nature Walk:</b> Take a walk around the neighbourhood. Paste pictures of the things you observed.
<b>17</b> <b>Dream Vacation:</b> Draw a picture of your dream vacation spot.	<b>18</b> <b>Flameless Cooking:</b> Sprouts salad making activity with the help of your parents. Write and Style (Cursive Book): Pg. No. 4	<b>19</b> <b>Write and Style (Cursive Book):</b> Pg. No. 5	<b>20</b> <b>Bird Water Station:</b> Place a clay pot or bowl filled with clean water in your balcony. Creative Kids (Art & Craft): Pg. No. 19	<b>21</b> <b>Create a piggy bank from waste materials.</b>	<b>22</b> <b>Lemonade Making:</b> With the help of your parents, make a glass of lemonade for your family.	<b>23</b> <b>Shape-O-Mania:</b> Cut shapes from old newspapers, magazines, or colored paper with the help of your parents. Paste them to make a town. Houses from squares, sun from circle, trees from triangles, roads from rectangles. Creative Kids (Art & Craft): Pg. No. 9
<b>24</b> <b>Puppet Craft:</b> Make a puppet of any animal or community helper using socks or paper.	<b>25</b> <b>Dictionary Hunt:</b> Find 5 items in your house that start with the first letter of your name.	<b>26</b> <b>Write and Style (Cursive Book):</b> Pg. No. 6	<b>27</b> <b>Make a model of water cycle.</b>	<b>28</b> <b>Make a First Aid Box containing Dettol, Bandage, and Band-Aid. (Note: Please do not put any medicine in the First Aid box).</b>	<b>29</b> <b>Beat the Heat:</b> Make homemade ice cream with the help of your parents.	<b>30</b> <b>Make a collage of national symbols.</b>
<b>31</b> <b>Make any one AI Working Model: Balloon Car/ Windmill/ Water Cycle.</b>						

**Note: Parents are requested to click pictures of your child doing the given activities.**

# June Activity Calendar


SUN	MON	TUE	WED	THU	FRI	SAT
	<b>1</b> <b>World Milk Day:</b> Make a flavored milk like mango flavored milk or chocolate flavored milk with the help of your parents.	<b>2</b> <b>Shadow Art:</b> Place a toy on paper in the sun. Trace its shadow at 10 AM, 1PM and 5 PM.	<b>3</b> <b>Ice Excavation:</b> Freeze small toys in a tub of water. Use warm water and salt to rescue them.	<b>4</b> <b>Emergency Prep:</b> Memorize your full address and parent phone number and write it.	<b>5</b> <b>World Environment Day:</b> Visit a zoo.	<b>6</b> <b>Backyard Campaign:</b> Build a fort using blankets and read a book inside with a torch.
<b>7</b> <b>Night Sky Map:</b> Use white chalk on black paper to draw the stars you see tonight.	<b>8</b> <b>Boat Race:</b> Make paper boats and race them in a bucket of water by blowing them.	<b>9</b> <b>Make a chart of healthy and unhealthy food.</b>	<b>10</b> <b>Rainbow Hunter:</b> Find one object in your house for each colour of the rainbow. Write and Style (Cursive Book): Pg. No. 7	<b>11</b> <b>Salt Art:</b> Draw with glue, pour salt over it, and drop watercolour paint on the salt.	<b>12</b> <b>Mask Making:</b> Use a paper plate to make a mask of your favourite cartoon character.	<b>13</b> <b>Indoor Picnic (Community Lunch):</b> Lay a mat on the floor and enjoy lunch with your family while telling jokes.
<b>14</b> <b>Kindness Rocks:</b> Paint a nice message on a rock and leave it in a park for someone to find.	<b>15</b> <b>Dress-Up Day:</b> Dress up as what you want to be when you grow up and write a few lines explaining why.	<b>16</b> <b>Scent Memory:</b> Ask a family member to blindfold you and give you different items with distinct smells.	<b>17</b> <b>Germ Science:</b> Do the "Glitter Germs" experiment. Put glitter on your hand (germs) and see how hard it is to wash off with just water vs soap.	<b>18</b> <b>Nature Curator:</b> Collect 10 leaves and sort them by texture (smooth or fuzzy) and shape. Write and Style (Cursive Book): Pg. No. 3	<b>19</b> <b>Sandwich Making:</b> Make a sandwich using different shapes with the help of your parents. Write and Style (Cursive Book): Pg. No. 8	<b>20</b> <b>Father's Day Scavenger Hunt:</b> Hide clues around the house for your father to find the gift.
<b>21</b> <b>International Yoga Day:</b> Visit a nearby park and practice five simple yoga poses.	<b>22</b> <b>Alphabet Scavenger Hunt:</b> Find one item in your house for each letter from A to Z.	<b>23</b> <b>Clothing Economics:</b> Learn to fold your clothes. Write and Style (Cursive Book): Pg. No. 9	<b>24</b> <b>Olympic Day:</b> Draw the Olympic rings and colour them.	<b>25</b> <b>DIY Bookmark:</b> Make a bookmark using coloured paper, ribbon, or stickers.	<b>26</b> <b>Cloud Shapes:</b> Look at the clouds and draw the funniest shapes you see. Write and Style (Cursive Book): Pg. No. 10	<b>27</b> <b>Read any book and draw a picture of your favourite character.</b>
<b>28</b> <b>Movie Time with Grandparents.</b>	<b>29</b> <b>Visit India Gate and click photos.</b>	<b>30</b> <b>Create a Memory Book from your summer holidays.</b>				

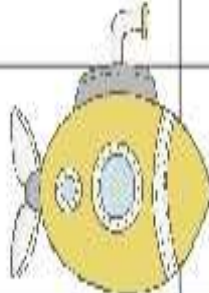

Note: Parents are requested to click pictures of your child doing the given activities.



Activity Reward Chart


# MAY 2026



SUNDAY	MONDAY	TUESDAY	WEDNESDAY	THURSDAY	FRIDAY	SATURDAY
					1	2
3	4	5	6	7	8	9
10	11	12	13	14	15	16
17	18	19	20	21	22	23
24	25	26	27	28	29	30
31						

Activity Reward Chart

# June 2026



MON	TUE	WED	THU	FRI	SAT	SUN
1	2	3	4	5	6	7
8	9	10	11	12	13	14
15	16	17	18	19	20	21
22	23	24	25	26	27	28
29	30					

SUBJECT – LITERACY (ENGLISH)

Q1. Look at the picture and complete the sentences with prepositions from the given help box.



Help Box :- 

on	under	between	in front of
----	-------	---------	-------------

1. The bear is \_\_\_\_\_ the sofa.
2. The clock is \_\_\_\_\_ the wall.
3. The two blocks are \_\_\_\_\_ the carpet.
4. The pink block is in \_\_\_\_\_ the two planters.

Fact: - Students will be able to identify and use prepositions correctly.

SUBJECT – LITERACY (ENGLISH)

Q2. Look at the picture and answer the questions using prepositions.



1. Where is the bowl?

- The bowl is \_\_\_\_\_ the table.

2. Where are the pebbles?

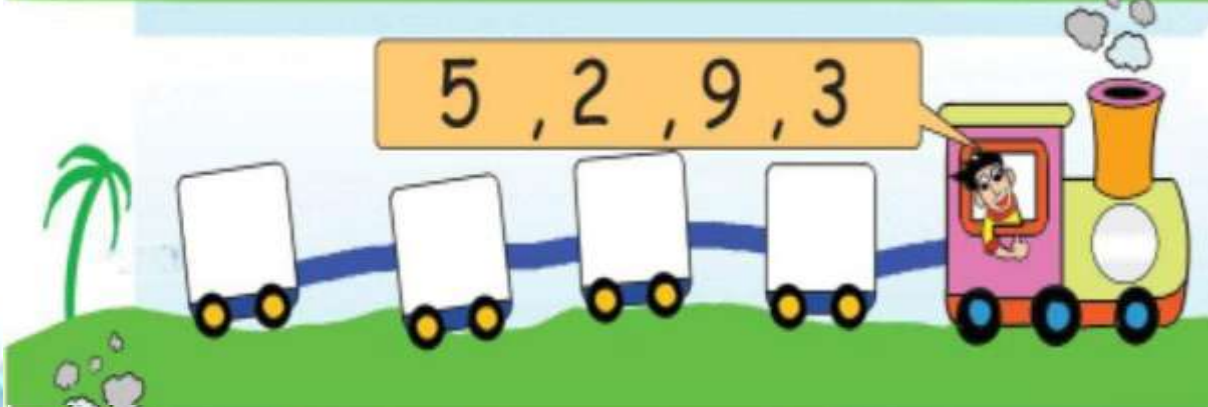
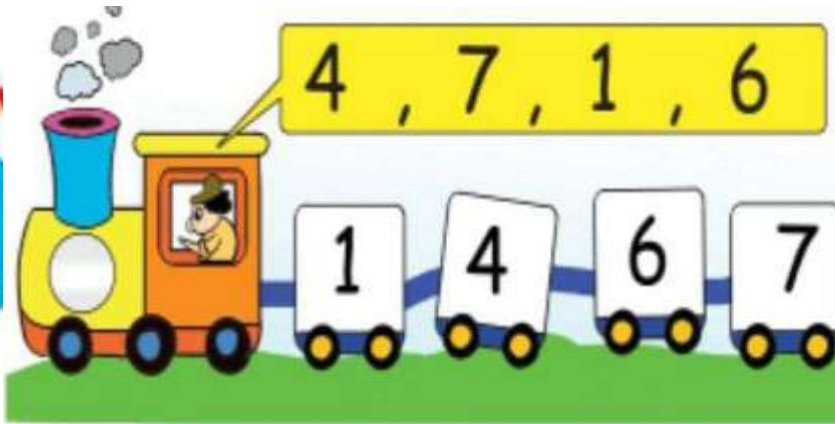
- The pebbles are at the \_\_\_\_\_ of the bowl.

3. Where is the fish?

- The fish is \_\_\_\_\_ the bowl.

SUBJECT – NUMERACY

Q1. Help the motormen to arrange the given numbers in ascending order.  
One has been done for you.



Fact: - Students will be able to arrange numbers up to 20 in ascending order.

SUBJECT – NUMERACY

Q2. Fill in  $>$ ,  $<$ ,  $=$  in the boxes correctly.

42

15

30

39

11

27

18

12

49

38

28

45

5

5

31

2

33

3

6

22

19

27

41


41

7

29

14

48



Fact: - Students will be able to understand the meaning of greater than, less than and equal to.

SUBJECT – NUMERACY

Q3. Fill in the blanks with a correct word from the word bank.



1. The bird is standing \_\_\_\_\_ the roof.
2. The girl is sitting \_\_\_\_\_ the tree.
3. The window is \_\_\_\_\_ the door.
4. The clouds are \_\_\_\_\_ the house.
5. The flower is \_\_\_\_\_ from the door.

WORD BANK :

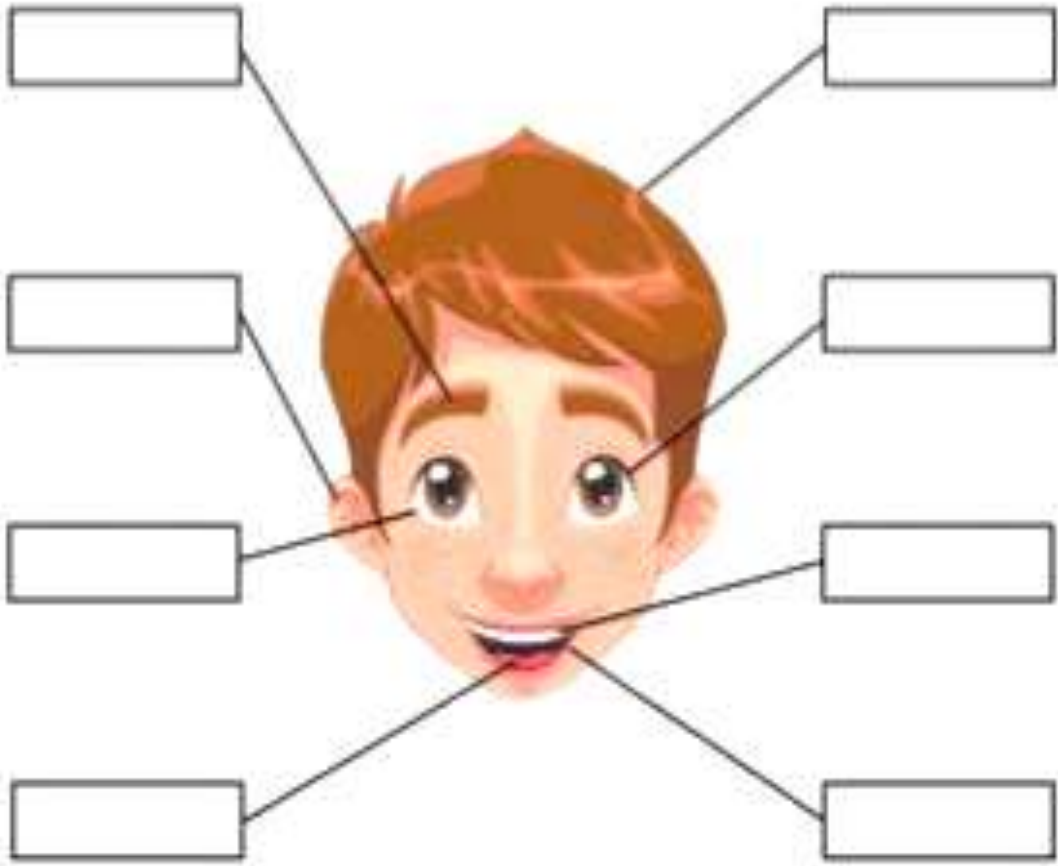
on      under      far      above      near

**Fact:** - Students will be able to identify and describe the positions of objects (in, on, under etc.).

SUBJECT – EXPLORATION AND RESEARCH

Q1. Label the parts of a Face.

head    eyebrow    ear    teeth  
eye    tongue    eyelid    lips



**Fact:** - Students will develop vocabulary and observational skills by correctly identifying and labelling specific features of the human face.

SUBJECT – EXPLORATION AND RESEARCH

Q2. Recognize the picture and fill in the missing letters to make the word. Rewrite the word in the box given.



\_\_ oon



s \_\_ n



sta \_\_



c \_\_ oud



\_\_ at



b \_\_ \_\_ d

**Fact:** - Students will identify common celestial and flying objects while practicing spelling and phonics through letter completion.



**SUBJECT – EXPLORATION AND RESEARCH**

**Q3. Write about yourself.**

**MY NAME IS...**

**MY AGE**

**MY BIRTHDAY**

**MY PET**

**MY FAVORITE COLOR**







**MY FAVORITE FOOD**

**I REALLY LIKE...**

**Fact:** - Students will practice self-expression and basic writing skills by organizing personal information to share their unique identity and preferences.

विषय - हिंदी

प्र०.1 चित्रों को देखकर 'आ' की मात्रा वाले शब्द लिखो।



तथ्य : बच्चे चित्रों को पहचान कर 'आ' की मात्रा वाले शब्द लिखना सीखेंगे।

विषय - हिंदी

प्र०.2 रंगों के कोड को देखकर अक्षरों को जोड़िए और नए शब्द बनाइए।

क	द	ल	म	न	अ	ब	श
●	●	●	●	●	●	●	●

● + ● + ● = \_\_\_\_\_

● + ● + ● = \_\_\_\_\_

● + ● + ● = \_\_\_\_\_

● + ● + ● = \_\_\_\_\_

● + ● + ● = \_\_\_\_\_

● + ● + ● = \_\_\_\_\_

तथ्य : बच्चा रंगों के कोड का उपयोग करके अक्षरों को जोड़ना और नए शब्द बनाना सीखेगा।

विषय - हिंदी

प्र०.3 चित्र देखकर भाषा के रूप लिखो। (मौखिक/लिखित)



.....



.....



.....



.....



.....



.....

तथ्य : बच्चे चित्रों को पहचानकर भाषा के रूप –मौखिक (बोलना/सुनना) और लिखित (पढ़ना/लिखना) के बीच अंतर करना सीखेंगे।

# HELLO SUMMER!

*Enjoy The Holidays*

