



# Yuvashakti Model School

इतोकेइतेअ बाल इवअइकेलो.े.

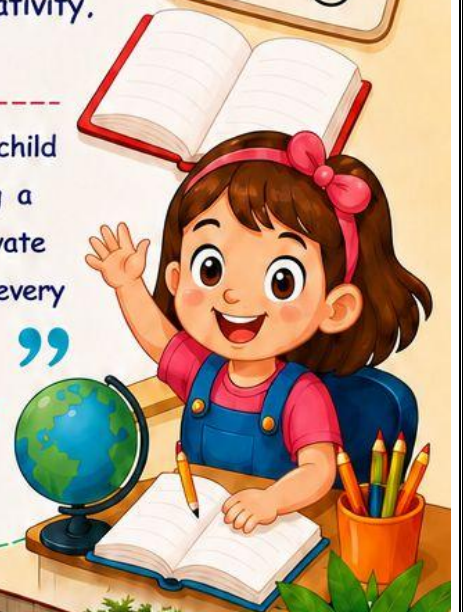

# SUMMER HOLIDAY HOMEWORK

Dear Parent

The much-awaited summer holidays have arrived! With the bright sunshine and rising temperatures, it is a wonderful time to relax, unwind, and spend quality moments with your child at home. To make this period both enjoyable and meaningful, we have planned a range of creative activities for your child. These activities aim to encourage learning & strengthening your child's creativity, confidence, and curiosity.

We encourage you to support and guide your child as they complete these activities, ensuring a balance of learning, play, and rest. Do motivate them to express their ideas freely and enjoy every moment of this learning journey.

*Wishing you and your family  
a safe, happy, and refreshing  
summer break!*





## SUMMER BREAK



Spend quality time with family and friends.



Pursue your hobbies and interest.



Sharpen your skill and develop new ones.



Avoid playing in the sun, Drink plenty of fluids like water, juices.



Help your parent in household chores.




Summer vacation is the time to learn and enjoy. So spend this holidays creating a nurturing and stimulating environment filled with **fun, frolic** and learning.



## GENERAL INSTRUCTIONS:

- **Revise the syllabus covered so far in each subject.**
- **All the subject holiday homework should be done according to the instructions given.**
- **The holiday homework would be graded.**
- **The assignments should be submitted to the respective subject teachers in the first week of July.**
- **Parents are requested to encourage your ward to do the assigned holiday homework Independently.**
- **Work must be original and should not involve plagiarism.**



A+



## CLASS III ENGLISH

1. The English Odyssey Worksheets :  
Worksheet -1 The Clever brothers. (Pg. 3-6)  
Worksheet -2 The Ladoo Code. (Pg. 7-8)  
Worksheet -3 How the Moon was Created. (Pg. 9-10)  
Worksheet -4 The Weightlifting Princess. (Pg. 11-12)  
Worksheet -5 The Reluctant Dragon. (Pg. 13-14)  
Worksheet -6 A Butterfly Smile. (Pg. 15-16)
2. English Grammar and Composition Worksheets:  
Worksheet-1 Sentences and their Kinds (Pg. 3-4)  
Worksheet-2 Nouns and their Kinds (Pg. 5-6)
3. Cursive Writing Book : Write one page daily from Page No. 11-30
4. Read one page from your English Odyssey Book daily.
5. Learn and revise Everyday English words.

### हिंदी

- दिए गए ग्रीष्मावकाश कार्य को हिंदी वाटिका की पुस्तिका में करें ।

प्रश्न 1. वर्णों को सही क्रम में लगाकर शब्द बनाइए।

(क) ला गु ब

(ख) पी प हे

(ग) ना य मु

(घ) ली च मे

(ङ) ल बु ल बु

(च) य ल को

प्रश्न 2 .शब्दों को सही क्रम में लगाकर वाक्य बनाइए।

(क) राशि है खेलती से गेंद

(ख) रोते-रोते गया सो बच्चा

(ग) जाएगा हो बाज़ार बंद

प्रश्न 3 रिक्त स्थानों पर तीन-तीन संज्ञा शब्द लिखिए।

वस्तुओं के नाम

व्यक्तियों के नाम

फल-सब्जियों के नाम

स्थान के नाम

-----

-----

-----

-----

-----

-----

-----

-----

-----

-----

-----

-----

प्रश्न 4 निम्नलिखित प्रश्नों के उत्तर दीजिए।

(क) हम किस देश के निवासी हैं ?

(ख) बड़ा चूहा पेंसिल क्यों माँग रहा था ?

(ग) कुबेर को किस बात का घमंड था ?

(घ) संयुक्त व्यंजन कौन -कौन से हैं ?

प्रश्न 5. निम्नलिखित गतिविधि A4 साइज शीट पर अपने अनुक्रमांक (Roll No ) के अनुसार बनाइए ।

क.अनुक्रमांक 1 से 10 (संज्ञा परिभाषा व भेद)

ख.अनुक्रमांक 11 से 20 (अनुच्छेद मेरा विद्यालय)

ग.अनुक्रमांक 21 से 30 (वर्णमाला)

घ.अनुक्रमांक 31 से 45 (भाषा की परिभाषा व रूप)

प्रश्न 6. सुलेख माला - पृष्ठ संख्या 1 से 30 तक लिखिए ।

## MATHS

1. Learn and write tables 2 to 20
2. Do worksheet 2 and 3 in worksheet book.

## EVS

1. Do Worksheet No. 1,2,3 and 7 in The Wondrous World Worksheets Booklet.
2. **Activity:** Do any one of the following on A-4 size sheet:
  - Draw or paste the picture of your favourite dress.
  - Draw or paste three food items for each: energy giving food, protective food and body building food.

## ART INTEGRATION

Prepare a table mat using dried leaves by creatively arranging them into the shape of any animal on an A3 sheet. After completing the activity, kindly get the table mat laminated. Please ensure that the student's name, class, and section are clearly mentioned on the back side. Students will use the same table mat in the class during lunch break after the vacation.

