



Yuvashakti enfants jardin  
इशकइहल अर इलककरोल



*Holiday Homework*

*Class - U.K.G*

*Session - 2023 - 24*



It's Summertime, and  
School vacation has begun.

It's time for children to play and  
have fun in the Sun.



The Month of May has brought long, hot days, and now we have our summer holidays..

Summer holidays mean no school, waking up late with no set rules,  
little homework that's easy to do, less studying and lots of fun.

Playing, talking & watching cartoons -the fun continues till the end of June.

This beautiful time comes once a year,  
summer holidays are the best days ever.



Dear Students,

There is a more you can do to make your vacation more interesting  
meaningful and full of fun while still doing all your favourite things.

Here is a 'Summer Vacation Activity Box' just for you. So get ready for  
your treasure hunt, with the help of your parents.





Note:- Holiday homework should be done in separate notebook.

<i>Subject</i>	<i>Assignment</i>
<b>English</b>	<ul style="list-style-type: none"><li>➤ Learn &amp; write capital letters (A – Z) on every Monday and small letters (a – z) on every Wednesday (without dots on proper lines) also learn their phonics sounds.</li><li>➤ Practice reading of two letter words daily with the help of phonics sounds.</li><li>➤ Do the given worksheet &amp; paste it in holiday homework notebook.</li><li>➤ Practice dictation of any five two letter words on every Friday.</li><li>➤ Do pg. no.- 15 to 22, 29, 30, 37 to 41, 72 &amp; 73 in handwriting book.</li><li>➤ Learn rhymes – 1. Welcome Song (pg. no.- 6) 2. Finger Family (pg. no.- 8)</li></ul>
<b>हिंदी</b>	<ul style="list-style-type: none"><li>➤ हर मंगलवार को स्वर (अ - अः) लिखने का अभ्यास करे।</li><li>➤ हर गुरुवार को व्यंजन - न, ल, ट, ज, ब, प, र याद करके लिखने का अभ्यास करे।</li><li>➤ हर शनिवार को कोई भी 6 व्यंजन और स्वर के श्रुतलेख का अभ्यास करे।</li><li>➤ दिए गए कार्यपत्रिका को करें और छुट्टी के गृहकार्य किताब में चिपकाएं ।</li><li>➤ पृष्ठ संख्या - 97 से 109 तक का कार्य पिटारा पुस्तक में करें ।</li><li>➤ कविताए याद करे- 1. दादा - दादी ( पृष्ठ संख्या - 6 ) 2. नानी ( पृष्ठ संख्या - 18 ) 3. बच्चे ( पृष्ठ संख्या - 2 )</li></ul>
<b>Maths</b>	<ul style="list-style-type: none"><li>➤ Practice counting from 1 to 40 on every Tuesday.</li><li>➤ Do practice of backward counting from 10 to 1 on every Friday.</li><li>➤ Do the given worksheets &amp; paste it in holiday homework notebook.</li><li>➤ Do pg. no.- 8, 14, 15, 59, 60, 81 &amp; 82 in numeracy book.</li></ul>

<p><b>EVS</b></p>	<ul style="list-style-type: none"> <li>➤ Do the given worksheets and paste it in yellow notebook.</li> <li>➤ Paste 5 pictures of how we keep our body clean in yellow notebook.</li> <li>➤ Learn language development Q / A.</li> </ul>
<p><b>Drawing</b></p>	<ul style="list-style-type: none"> <li>➤ Do colouring practice in the given worksheets and paste it in scrap book.</li> <li>➤ Do pg. no.- 15 &amp; 50 in art &amp; craft book.</li> <li>➤ Draw &amp; colour any 3 objects related to circle &amp; square shapes on A4 size sheet and paste it in scrap book.</li> </ul>

❖ *Do these activities with your family.*

1. Help your mother in folding clothes
2. Arrange your things on the right place.
3. Watering the plants daily.
4. Make a birdfeeder & keep it in your balcony or terrace.
5. Help your father in washing his car / bike / scooty.
6. Do yoga with your brother & sister on yoga day i.e 21st June'23.



*Creative Artist Work*

1. Make a beautiful **family tree** in scrap book.
2. Make a beautiful collage on **“How you enjoyed or spend your Summer Vacation”** ( You can paste the photos with your family, playing with your friends & pet, visit to new places, doing some activities or yoga etc.....) in scrap book.
3. Make a **card or photo frame** for your father **On Father’s Day** i.e 18<sup>th</sup> June’23.
4. Make a **piggy bank** from waste materials and save your money in it.




Class – U.K.G  
English Worksheet

Name:- \_\_\_\_\_

Date:- \_\_\_\_\_

Q1. Make two letter words with the help of given letters and write them in the box.













Note:- Learn phonic sounds it will help you in reading.

A	- ऐ	- APPLE	N	- न	- Nest
B	- ब	- Bat	O	- ओ	- Owl
C	- क	- Cat	P	- प	- Parrot
D	- ड	- Dog	Q	- क्व	- Queen
E	- ए	- Egg	R	- र	- Rat
F	- फ	- Fan	S	- स	- Sun
G	- ग	- Goat	T	- ट	- Tent
H	- ह	- Hen	U	- अ	- Umbrella
I	- इ	- Ice, Ink	V	- व	- Van
J	- ज	- Jug	W	- वाँ	- Web
K	- क	- Kangaroo	X	- क्स	- Box
L	- ल	- Lion	Y	- य	- Yak
M	- म	- Mango	Z	- ज़	- Zoo

कक्षा - यू.के.जी  
हिन्दी कार्यपत्रिका

नाम :- \_\_\_\_\_

दिनांक :- \_\_\_\_\_

प्र.1 व्यंजन देखो और उसके सही चित्र में रंग भरो।

च		
प		
ज		
र		
ल		
न		
ब		

Class – U.K.G  
Maths Worksheet

Name:- \_\_\_\_\_

Date:- \_\_\_\_\_

Q1. What comes after, before & in between.

Before	Between	After
_____ 29	33 _____ 35	17 _____
_____ 18	5 _____ 7	30 _____
_____ 36	21 _____ 23	9 _____
_____ 7	12 _____ 14	25 _____
_____ 25	19 _____ 21	11 _____
_____ 31	37 _____ 39	39 _____
_____ 1	7 _____ 9	3 _____
_____ 23	26 _____ 28	29 _____



Before



Between



After

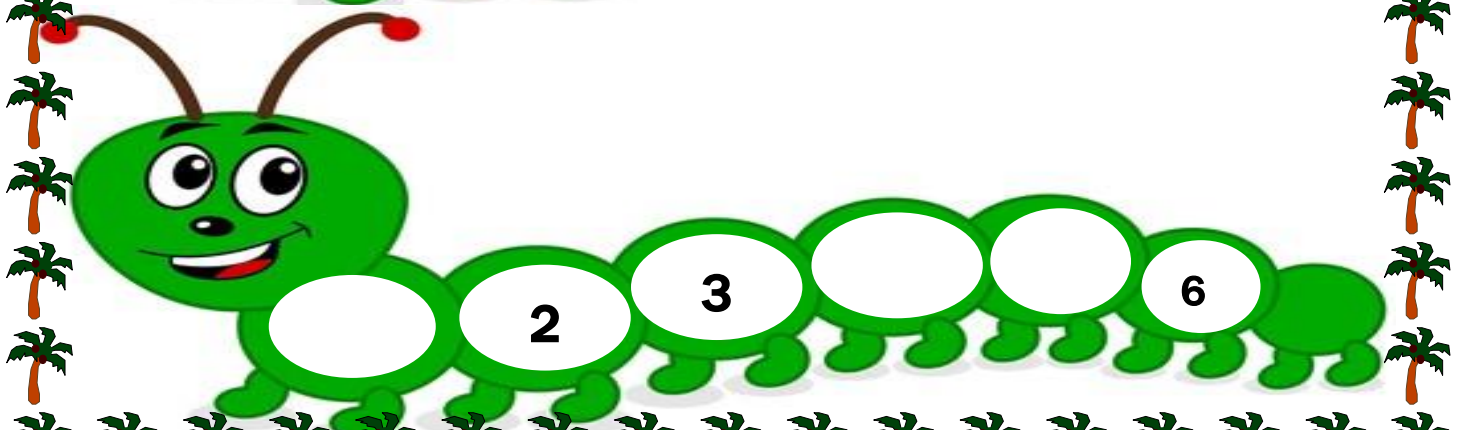





Class – U.K.G  
Maths Worksheet

Name:- \_\_\_\_\_

Date:- \_\_\_\_\_

Q1. Find & Write the missing numbers.



Class – U.K.G  
EVS Worksheet

Name:- \_\_\_\_\_

Date:- \_\_\_\_\_



**ALL ABOUT ME**



1. My name is \_\_\_\_\_.

3 I am \_\_\_\_\_ years old.

Paste your photo here.




2. I am a \_\_\_\_\_.



( Tick your correct gender)



4 I study in \_\_\_\_\_.



5 My favourite colour is \_\_\_\_\_.



Colour the crayon with your favourite colour.



6 I love to eat \_\_\_\_\_.

( Draw your favourite fruit & colour it.)



7 My hobby is \_\_\_\_\_.

( Paste the picture of your hobby.)



Name:- \_\_\_\_\_

Date:- \_\_\_\_\_

**It is Summer.**

**Q1. Colour the pictures of things you eat and wear in the Summer season.**



**woolen cap**



**Sunglasses**



**Swimsuit**



**scarf**



**hot tea**



**ice-cream**

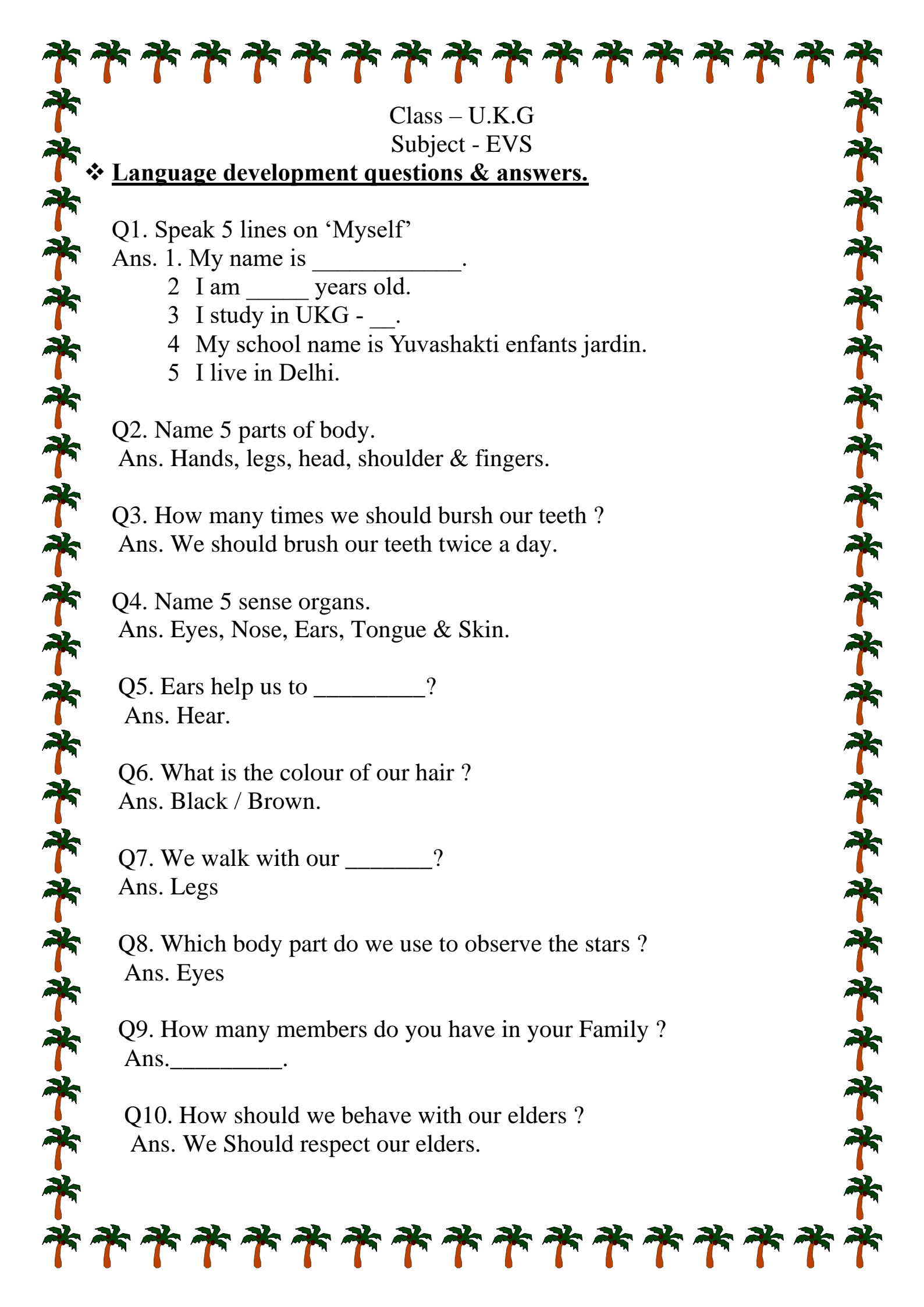


**hat**



**flip-flop**





Class – U.K.G

Subject - EVS

❖ **Language development questions & answers.**

Q1. Speak 5 lines on 'Myself'

Ans. 1. My name is \_\_\_\_\_.

2 I am \_\_\_\_\_ years old.

3 I study in UKG - \_\_\_\_.

4 My school name is Yuvashakti enfants jardin.

5 I live in Delhi.

Q2. Name 5 parts of body.

Ans. Hands, legs, head, shoulder & fingers.

Q3. How many times we should bursh our teeth ?

Ans. We should brush our teeth twice a day.

Q4. Name 5 sense organs.

Ans. Eyes, Nose, Ears, Tongue & Skin.

Q5. Ears help us to \_\_\_\_\_?

Ans. Hear.

Q6. What is the colour of our hair ?

Ans. Black / Brown.

Q7. We walk with our \_\_\_\_\_?

Ans. Legs

Q8. Which body part do we use to observe the stars ?

Ans. Eyes

Q9. How many members do you have in your Family ?

Ans. \_\_\_\_\_.

Q10. How should we behave with our elders ?

Ans. We Should respect our elders.

Class – U.K.G  
Drawing Worksheet

Name:- \_\_\_\_\_

Date:- \_\_\_\_\_

Q1. Colour the picture beautifully.

*Summer special  
dessert*

*Ice - Cream*

YUMMY



Class – U.K.G  
Drawing Worksheet

Name:- \_\_\_\_\_

Date:- \_\_\_\_\_

Q1. Colour the picture of unicorn.

Fairy Tales

